

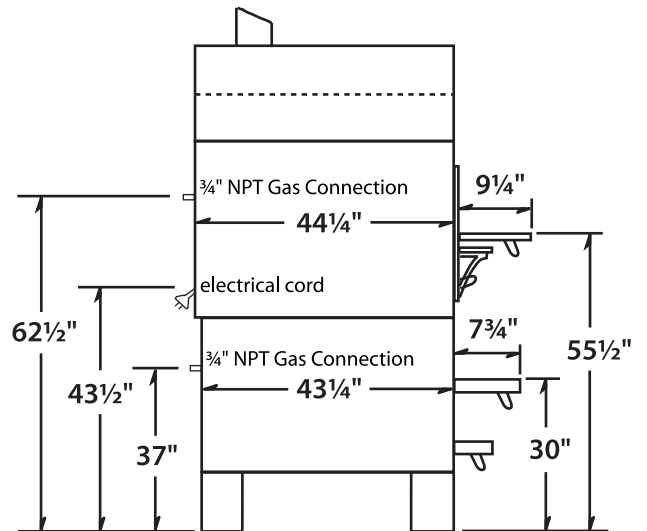
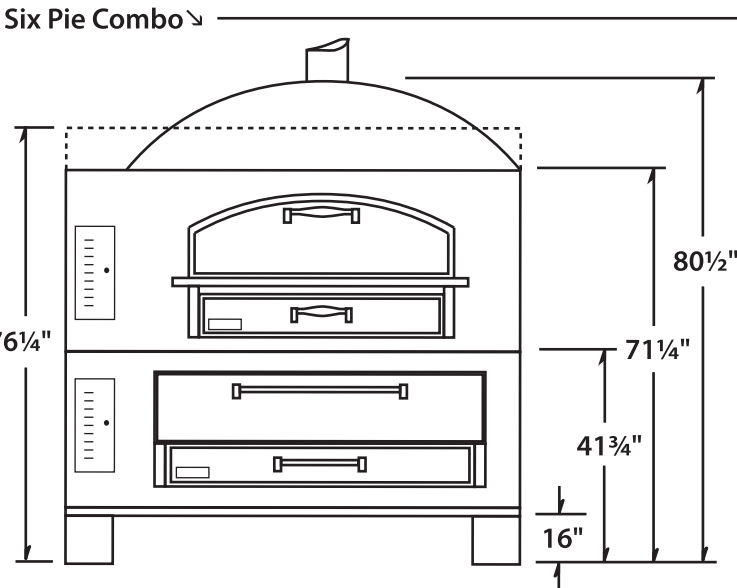
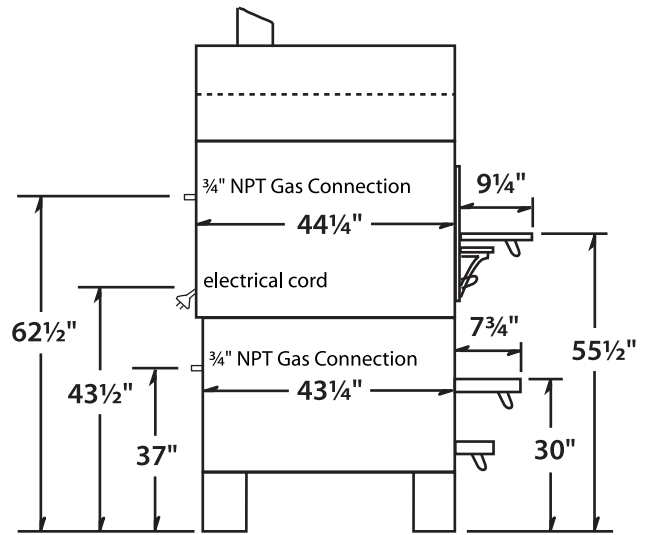
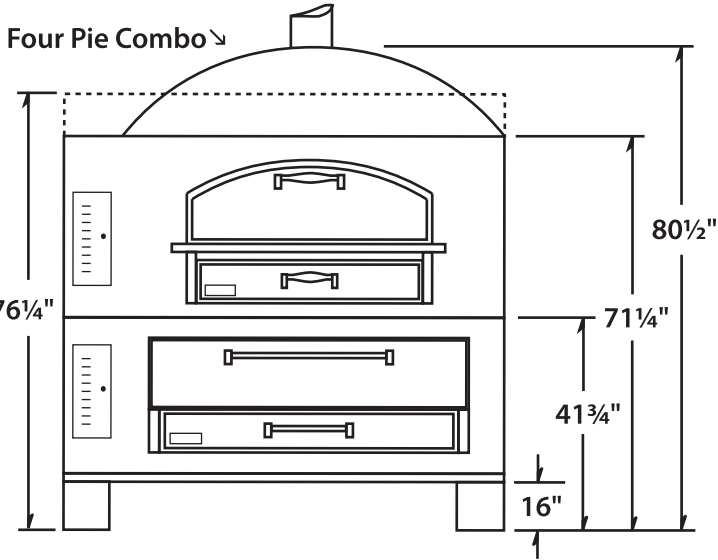


Combo Oven Specifications

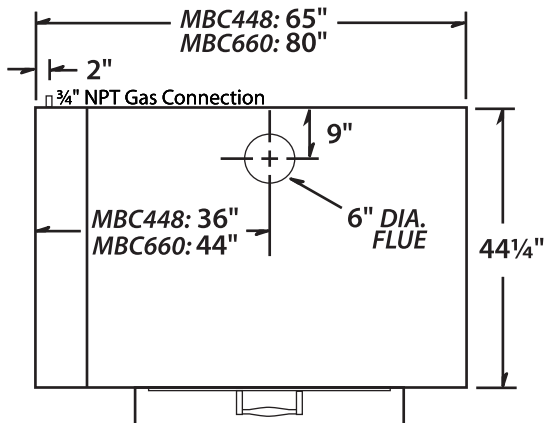
Model No.4 Pie Combo, 6 Pie Combo

Phone: (631) 226-6688
FAX: (631) 226-6890

Dotted Lines Indicate
Flat Dome Model Dimensions



Top View



	MBC448 4-Pie Combo	MBC660 6-Pie Combo
Height	80 1/2"	80 1/2"
Depth x Length	44 1/4" x 65"	44 1/4" x 80"
Cooking Surface	Top	36" x 42"
	Bottom	36" x 48"
BTUs	LP: 90,000 x 2 NAT: 95,000 x 2	LP: 120,000 x 2 NAT: 130,000 x 2
Electrical	120 VAC	120 VAC
Shipping Weight	2,375 lbs.	3,100 lbs.
Pizza Pie Capacity	(8) 18" Pies	(12) 18" Pies

